

Protection  
from fire with  
**NEWAGE** Products

[www.newagefireprotection.com](http://www.newagefireprotection.com)



**NEWAGE** FIRE PROTECTION INDUSTRIES PVT. LTD. • MUMBAI • INDIA

FIRE PROTECTION, SAFETY & RESCUE EQUIPMENT | FIRE DETECTION & SUPPRESSION SYSTEMS

We are...

## **NEWAGE** Fire Protection Industries Pvt. Ltd.

**NEWAGE** is a manufacturer of a wide range of fire protection equipments, such as Fire Hoses, Couplings, Landing Valves, Hydrants, Dry Riser Equipments, Hose Reels, Cabinets, Nozzles, Monitors, Foam Equipments, Water Sprinkler Systems Equipment, Fire Pumps, etc. and related ancillaries. We are ISO 9001:2000 certified.

All our products are manufactured conforming to relevant Indian and International Standards. We have an added edge of being able to customize products to specific client specifications.

We export to more than 60 countries. **NEWAGE** totally understand fire safety and it is our constant endeavor to provide the best fire solution to our customers.

### **Our product lines include:**

- Fire Hoses
- Fire Hose Reels
- Hydrant Line Fittings – Gunmetal, Aluminium Alloy, Stainless Steel
- Pressure Reducing Valves for Hydrants and Sprinklers
- Yard and Underground Dry/Wet Riser Systems
- Fire Hose/Extinguisher Cabinets
- Monitors
- Automatic Hand-held Nozzles
- Foam Equipments and Systems
- DCP Skids
- Pumps
- Flexible Pipes for Sprinklers
- Alarm Valve Systems
- RimSeal Fire Protection Systems
- Water Mist Systems
- Co2 Systems
- FM 200 Clean Agent Systems
- Inert Gas Systems

# OUR VISION STATEMENT

**A major diversified, transnational integrated  
Company engaged in fire fighting and fire protection**

With the prime objective of safety,  
security, rescue and protection of life &  
property, coupled with international leadership  
and a strong environmental  
conscience.

# OUR MISSION STATEMENT

To attain leadership in products development, technical adaptation and assimilating state-of-the-art technology for competitive advantage.

To provide technology and services through sustained research and development.

To cultivate total Quality Management for a strong corporate identity and high standard of business ethics.

To enrich the quality of life whilst maintaining an environmental conscience.

To achieve international standards of excellence in all aspects of safety, security, rescue and protection of human life and property.



# INDEX

## A) Fire Hoses

1) Pyroprotect / Pyroflex	1
2) Premier Extra / Fyrfyter Super	1
3) Premier / Fyrfyter	2
4) Water Shield	2

## B) Couplings & Adapters

1) Instantaneous Couplings	3
2) Threaded Couplings	3
3) Suction Couplings	3
4) Storz Couplings	3
5) Blank Caps / Plugs	4
6) Flanged And Shore Connection	4
7) Threaded Adapters	4
8) Gate Valves	4

## C) Landing Valves

1) Oblique Type	5
2) Straight Type	5
3) Right Angled Type	5
4) Bib Nose Type	5
5) Turn Down Type	6
6) Double Outlet	6
7) Hose Valve	6
8) Pressure Restricting Valve	6
9) Controlled Pressure Hydrant Valve	6

## D) Stand-Post Hydrants

1) Two Way Fire Hydrant	7
2) Four Way Fire Hydrant	7
3) Hydrant With Monitor	7
4) Under Ground Hydrant	8
5) Stand Pipes	8
6) Surface Box	8
7) Hydrant Key	8
8) Duck Foot Bend	8

## E) Dry Riser Equipments

1) 2-Way Inlet Breeching	9
2) 3-Way Inlet Breeching	9
3) 4-Way Inlet Breeching	9
4) Air Release Valve	9
5) Dividing And Collecting Breeching	9

## F) Hose Reel

1) Hose Reel Nozzles	10
I) PVC / ABS Nozzles	10
II) Bronze Nozzles	10
2) Wall Mounted Type	10
3) Hose Reel Hose	11
4) Hose Rack Assembly	11
5) Hose Reel with Foam Tank	11

## G) Cabinets

1) Hose box	12
I) Model A	12
II) Model B	12
III) Model C	12
2) Extinguisher Box	12

## H) Nozzles

1) Short Branch Pipe	13
2) Triple Purpose / Universal Branch Pipe	13
3) Navy Type Branch Pipe	13
4) Jet-Spray and Shut Off Nozzle	14
5) Three Position Branch Pipe	14
6) Fog Nozzle	14
7) Hand Controlled Branch Pipe	15
8) Revolving Type Branch Pipe	15
9) Curtain Nozzle	15
10) Constant Gallonage Nozzle	16
I) Nuelite	16
II) Fast Action Nozzle - Junior	16
11) Dual Pressure Nozzle - Fast Action	17
12) Selectable Gallonage Nozzle	17
I) Superfire	17
II) Superfire Junior	18
13) Multipurpose Nozzle-Aquajet	18
14) Foam Tubes	18
15) High Pressure Nozzle-Challenger	19
16) Nozzles for Marine Application	19

## I) Monitors

1) Water Jet Monitor	20
2) Long Range Monitor	20
3) Long Range Water Foam Monitor	21
4) Water Foam Monitor : Torpedo	21
I) Monitor with Nozzle	21
II) Jet Ratio Controller Pump	22
5) Portable Ground Monitor	22
I) Commando	22
II) Nano	22
6) Remote Control Monitor: Terminator	23
7) Oscillating Monitor - Stand Post Mounted	23
8) Trolley Mounted Monitor	24
9) Trailer Mounted Monitor with Foam Tank	24
10) Monitor Nozzles	25
I) Water Nozzles	25
a) Jet Nozzle	25
b) Jet Spray Nozzle	25
II) Foam Nozzles	26
a) Aqua Foam Nozzle	26
b) Aspirating Nozzle	26

# INDEX

## J) Foam Equipments

1) Low Expansion Branch Pipe	27
I) Model A	27
II) Model B	27
2) Medium Expansion Foam Branch Pipe	27
3) Foam Generator	28
I) Mini Turbex	28
II) HI-EX	28
III) Inline Foam Generator	29
4) Mobile Foam Unit	29
I) With FRP Tank	29
II) With Steel Tank	29
5) Foam Maker with Vapour Seal	30
6) Foam Maker without Vapour Seal	30
7) Inline Inductor	31
I) Variable Inline Inductor	31
II) Fixed Inline Inductor	31
8) Foam Used In Fire Protection	32
I) Protein Foam Compound	32
II) Fluoro-protein Foam Compound	32
III) High Expansion Foam Compound	32
IV) Aqueous Film Forming Foam( AFFF)	32
9) Foam Bladder Tank	33
10) Skid Mounted Monitor with Foam Tank	33

## K) Water Based Sprinkler System Equipment

1) Water Spray Nozzles	34
I) Medium Velocity Nozzle	34
II) High Velocity Nozzle	34
2) Automatic Sprinklers	34
I) Pendent Type	34
II) Upright Type	35
III) Side Wall Type	35
IV) Concealed Type	35
3) Sprinkler Flexible Hoses	36
I) Unbraided	36
II) Braided	37
4) Alarm Valve System	38
5) Butterfly Valve	38

## L) Fire Fighting Pump

1) Portable Pump	39
I) Low Discharge Pump	39
II) High Discharge Pump	39
2) Aqua Float, The Floating Pump	40
3) Turbo Pump	40
4) Dewatering Pump	41
I) Ejector Pump	41
II) Adjustable Ejector Pump	41
5) Portable Water Mist System	41

## M) Miscellaneous

1) Warning Appliances	42
I) Hand Operated Siren	42
II) Electric Operated Siren	42
III) Flameproof & Weatherproof Megaphone	42
2) Smoke Extractor Fan	43
A) Water Turbine Driven	43
B) Petrol Engine Driven	43
C) Electric Motor Driven	43
3) Smoke Generator	44
4) Hose Washing Machine	44
5) Hose Binding Machine	44



# Fire Hoses

1

## Pyroprotect / Pyroflex



- ULListed - USA and Canada
- Bearing IS 636:88 Type B mark
- Wheelmark approved
- Conforming to BS 6391 Type 3, EN 14540(2004)
- Smooth inner unified lining of specially formulated polymer, with very low friction loss
- Warp made of high tenacity fibres
- Weft made of multi-ply high tenacity fibres
- Synthetic rubber compound specially formulated for abrasion and chemical resistance, flexibility and protection against ageing
- Ribbed for hose protection and easy handling
- Standard colour: Reddish brown
- Options: Black, blue, yellow

Product Code No.	Sizes	Working Pressure PSI/Kg/cm <sup>2</sup>	Burst Pressure PSI/Kg/cm <sup>2</sup>
FH-PY-25	1"	245/17	710/50
FH-PY-38	1 1/2"	245/17	710/50
FH-PY-45	1 3/4"	245/17	710/50
FH-PY-50	2"	245/17	710/50
FH-PY-63	2 1/2"	245/17	710/50
FH-PY-70	2 3/4"	245/17	710/50
FH-PY-76	3"	217/15	575/40
FH-PY-100	4"	217/15	500/35
FH-PY-150	6"	100/7	500/35

2

## Premier Extra / Fyrfyter Super



- Bearing IS 636:88 Type A mark
- Wheelmark approved
- Conforming to BS 6391 Type 2, DIN 14811, UL 219, UL 19, EN 14540(2004)
- Jacket made up of 100% polyester for extra strength
- Special quality black EPDM internal rubber lining withstands heat and polluted water
- External coat of synthetic elastomer protects against moisture, fungus, oils, heat & abrasion
- Standard colour: Red
- Options: Green, blue, yellow, orange, black

Product Code No.	Sizes	Working Pressure PSI/Kg/cm <sup>2</sup>	Burst Pressure PSI/Kg/cm <sup>2</sup>
FH-PE-38	1 1/2"	205/14	710/50
FH-PE-45	1 3/4"	205/14	710/50
FH-PE-50	2"	205/14	710/50
FH-PE-63	2 1/2"	175/12	640/45
FH-PE-70	2 3/4"	175/12	640/45
FH-PE-76	3"	145/10	500/35
FH-PE-100	4"	145/10	500/35
FH-PE-125	5"	100/7	425/30
FH-PE-150	6"	100/7	425/30

# 3 Premier / Fyrfyter



- Bearing IS 636:88 Type A mark
- Wheelmark approved
- Conforming to BS 6391 Type 1, DIN 14811, UL 219, UL 19, EN 14540(2004)
- Jacket made of 100% polyester for extra strength
- Special quality black EPDM internal rubber lining withstands heat and polluted water
- Heat and abrasion resistant

Product Code No.	Sizes	Working Pressure PSI/Kg/cm <sup>2</sup>	Burst Pressure PSI/Kg/cm <sup>2</sup>
FH-PR-38	1 ½"	205/14	710/50
FH-PR-45	1 ¾"	205/14	710/50
FH-PR-50	2"	205/14	710/50
FH-PR-63	2 ½"	175/12	640/45
FH-PR-70	2 ¾"	175/12	640/45
FH-PR-76	3"	145/10	500/35
FH-PR-100	4"	145/10	500/35
FH-PR-125	5"	100/7	425/30
FH-PR-150	6"	100/7	425/30

# 4 Water Shield



- Bearing IS 8423:94 mark
- Incorporates controlled percolating system, combining advantages of low friction, high strength, lightweight and flexibility of a rubber lined hose and the heat resistant quality of flax hose
- Jacket made from synthetic yarn for extra strength
- Ideal for forestry and industrial fires

Product Code No.	Sizes	Working Pressure PSI/Kg/cm <sup>2</sup>	Burst Pressure PSI/Kg/cm <sup>2</sup>
FH-WS-38	1 ½"	175/12	570/40
FH-WS-45	1 ¾"	175/12	570/40
FH-WS-50	2"	175/12	570/40
FH-WS-63	2 ½"	175/12	570/40
FH-WS-70	2 ¾"	175/12	570/40
FH-WS-76	3"	175/12	570/40
FH-WS-100	4"	100/7	400/28
FH-WS-125	5"	100/7	400/28
FH-WS-150	6"	100/7	400/28



# Couplings & Adaptors

## 1 Instantaneous Couplings



- Bearing IS 903 mark
- Conforming to BS 336
- Working pressure : 150 PSI / 10.5 Kg/cm<sup>2</sup>
- Test pressure : 325 PSI / 22.5 Kg/cm<sup>2</sup>

Product Code No.	Description	Types	Material Of Construction
CP-IC-01	2 1/2" X 2 1/2"	Ribbed	Gunmetal Aluminium alloy
CP-IC-02	2 1/2" X 2 3/4"		
CP-IC-03	2 1/2" X 2"		
CP-IC-04	2 1/2" X 1 1/2"	Multi-serrated	S.S 304 S.S 316 Brass
CP-IC-05	2" X 2"		
CP-IC-06	1 1/2" X 1 1/2"		

## 2 Threaded Couplings



- Working pressure : 150 PSI / 10.5 Kg/cm<sup>2</sup>
- Test pressure : 325 PSI / 22.5 Kg/cm<sup>2</sup>
- Type : Rocker lug or pin type

Product Code No.	Description	Material Of Construction
CP-TC-01	With 2 1/2" NST Threads	Aluminium alloy
CP-TC-02	With 2 1/2" NH Threads	
CP-TC-03	With 1 1/2" NST Threads	Gunmetal
CP-TC-04	With 1 1/2" NH Threads	

## 3 Suction Couplings



- Conforming to BS 336, IS 902
- Connection threads : Round threads as per BS 336 / IS 902
- Working pressure : 150 PSI / 10.5 Kg/cm<sup>2</sup>
- Test pressure : 325 PSI / 22.5 Kg/cm<sup>2</sup>

Product Code No.	Description	Material Of Construction
CP-SC-01	3"	Aluminium alloy Gunmetal
CP-SC-02	4"	
CP-SC-03	5 1/2"	

## 4 Storz Couplings



- Working pressure : 150 PSI
- Test pressure : 325 PSI

Product Code No.	Description	Material Of Construction
CP-SZ-01	Storz hose coupling for 1 1/2" hose	Gunmetal
CP-SZ-02	Storz hose coupling for 2 1/2" hose	Aluminium alloy



## 5 Blank Caps / Plugs



- Size : 2 1/2" ( 63 mm) as per BS 336 / IS 903
- Working pressure : 150 PSI / 10.5 Kg/cm<sup>2</sup>
- Test pressure : 325 PSI / 22.5 Kg/cm<sup>2</sup>

Product Code No.	Description
CP-BC-01	Male Inst. in Gunmetal (2 1/2")
CP-BC-02	Male Inst. in Brass (2 1/2")
CP-BC-03	Male Inst. in Aluminum (2 1/2")
CP-BC-04	Male Inst. in ABS (2 1/2")
CP-BC-05	Female Inst. In Gunmetal (2 1/2")
CP-BC-06	Female Inst. in Brass (2 1/2")
CP-BC-07	Female Inst. In Aluminum (2 1/2")
CP-BC-08	Female round thread In Gunmetal 4" BSRT
CP-BC-09	Female round thread In Gunmetal 5 1/2" BSRT
CP-BC-10	Female round thread In Gunmetal 3 " BSRT

## 6 Flanged & Shore Connection



- Inlet flange : Conforming to ANSI, B16.5 / IS 1538 (Part IV)
- Outlets : 2 1/2" ( 63 mm) as per BS 336 / IS 903
- Working pressure : 150 PSI / 10.5 Kg/cm<sup>2</sup>
- Test pressure : 325 PSI / 22.5 Kg/cm<sup>2</sup>

Product Code No.	Description	Material Of Construction
CP-SHC-01	2 1/2" Male inst. & 2 1/2" flange	Gunmetal / S.S.
CP-SHC-02	2 1/2" Female inst. & 2 1/2" flange	
CP-SHC-03	2 1/2" Male inst. & 3" flange	
CP-SHC-04	2 1/2" Female inst. & 3" flange	

## 7 Threaded Adaptors



- Body : Gunmetal / Aluminium alloy / S.S / Brass
- Size : 2 1/2" ( 63 mm) / 1 1/2" (38 mm)
- Working pressure: 150 PSI / 10.5 Kg/cm<sup>2</sup>
- Test pressure : 325 PSI / 22.5 Kg/cm<sup>2</sup>

I) Male Adaptors

II) Female Adaptors

## 8 Gate Valves



Product Code No.	Description
LV-GV-01	Made in Gunmetal flanged inlet as per ANSI
LV-GV-02	Made in Gunmetal flanged inlet as per PN16
LV-GV-03	Made in Gunmetal BSP female threaded inlet
LV-GV-04	Made in Gunmetal NH female threaded inlet

# Landing Valves

## Governing Standard: BS 5041 Part 1 & IS 5290

- Body : Gunmetal / Stainless steel / Brass
- Hand wheel : Castiron
- Inlet : Flanged or BSP/ NPT threaded
- Outlet : Female instantaneous or male BSP/ NH threaded
- Working pressure : 150 PSI / 10.5Kg/cm<sup>2</sup>
- Seat Test : 240 PSI / 16 Kg/cm<sup>2</sup>
- Body Test : 435 PSI / 30 Kg/cm<sup>2</sup>

## 1 Oblique Type Landing Valve



Product Code No.	Description	Inlet Sizes	Outlets	Material Of Construction
LV-OT-38	1 1/2" (38mm) Size	Flanged inlet as per ANSI/IS 1538(Part IV) Flanged inlet as per PN16 BSP Male threaded inlet NPT Male threaded inlet	2 1/2" Female Instantaneous	Gunmetal Aluminium alloy S.S
LV-OT-63	2 1/2" (63mm) Size		2 1/2" NH(M)	
LV-OT-75	3" (75mm) Size		2 1/2" NST(M) 2 1/2" BSP (M)	

## 2 Straight Type Landing Valve



Product Code No.	Description	Inlet Sizes	Outlets	Material Of Construction
LV-ST-63	2 1/2" (63mm) Size	Flanged inlet as per ANSI Flanged inlet as per PN16 BSP Male threaded inlet NPT Male threaded inlet	2 1/2" Female Instantaneous	Gunmetal
LV-ST-75	3" (75mm) Size		2 1/2" NH(M) 2 1/2" NST(M) 2 1/2" BSP(M)	

## 3 Right Angle Type Landing Valve



Product Code No.	Description	Inlet Sizes	Outlets	Material Of Construction
LV-RT-63	2 1/2" (63mm) Size	Flanged inlet as per ANSI Flanged inlet as per PN16 BSP Male threaded inlet NPT Male threaded inlet	2 1/2" Female Instantaneous 2 1/2" NH(M) 2 1/2" NST(M) 2 1/2" BSP(M)	Gunmetal

## 4 Bib Nose Type Landing Valve



Product Code No.	Description	Inlet Sizes	Outlets	Material Of Construction
LV-BT-63	2 1/2" (63mm) Size	Flanged inlet as per ANSI Flanged inlet as per PN16 BSP Male threaded inlet NPT Male threaded inlet	2 1/2" Female Instantaneous	Gunmetal
LV-BT-75	3" (75mm) Size			

## 5 Turn Down Landing Valve



Product Code No.	Description	Inlet Sizes	Outlets	Material Of Construction
LV-RT-63	2 1/2" (63mm) Size	Flanged inlet as per ANSI Flanged inlet as per PN16 BSP Male threaded inlet NPT Male threaded inlet	2 1/2" Female Instantaneous 2 1/2" NH(M) 2 1/2" NST(M) 2 1/2" BSP(M)	Gunmetal

## 6 Double Outlet Type Landing Valve



Product Code No.	Description	Material Of Construction
LV-DOT-01	Made in gunmetal 4"NB flanged inlet as per ANSI/IS 1548	Gunmetal
LV-DOT-02	Made in gunmetal 4"NB flanged inlet as per PN16	S.S

## 7 Hose Valve



Product Code No.	Description	Material Of Construction
LV-AV-38A	1 1/2" (F) NPT X 1 1/2" (F) NPT	Brass
LV-AV-38B	1 1/2" (F) NPT X 1 1/2" (M) NST (NH)	
LA-AV-63A	2 1/2" (F) NPT X 2 1/2" (F) NPT	
LV-AV-63B	2 1/2" (F) NPT X 2 1/2" (M) NST (NH)	

Option: Can be supplied with 3" Flanged inlet & 2 1/2" Female inst. outlet as per IS 903 / BS 336

## 8 Pressure Restricting Valve



Product Code No.	Description	Material Of Construction
LV- PRV-01	1 1/2" (F) NPT x 1 1/2" (M) NST (NH)	Brass
LV- PRV-02	2 1/2" (F) NPT x 2 1/2" (M) NST (NH)	

Option: Can be supplied with 3" Flanged inlet & 2 1/2" Female inst. outlet as per IS 903 / BS 336

## 9 Controlled Pressure Hydrant Valve



Product Code No.	Description	Material Of Construction
LV- CPH-01	Made in gunmetal 1 1/2" NB flanged inlet as per ANSI	Gunmetal S.S
LV- CPH-02	Made in gunmetal 1 1/2" NB flanged inlet as per PN16	
LV- CPH-03	Made in gunmetal 2 1/2" NB flanged inlet as per ANSI	
LV- CPH-04	Made in gunmetal 2 1/2" NB flanged inlet as per PN16	

# Stand-Post Hydrants


## 1 2 Way Fire Hydrant



- Body : Carbon steel fabricated
- Inlet : 4" NB flanged
- Outlet : 2x 2 1/2" / 3" flanged with landing valves
- Working pressure : 150 PSI / 10.5 Kg/cm<sup>2</sup>
- Test pressure : 325 PSI / 22.5 Kg/cm<sup>2</sup>

Product Code No.	Description
SPH-TW-01	Made in CS having 4" flanged Inlets

## 2 4 Way Fire Hydrant



- Body : Carbon steel
- Inlet : 6" NB flanged
- Outlet : 4 x 2 1/2" / 3" flanged with landing valves
- Working pressure : 150 PSI / 10.5 Kg/cm<sup>2</sup>
- Test pressure : 325 PSI / 22.5 Kg/cm<sup>2</sup>

Product Code No.	Description
SPH-FW-CI-01	Made in CS having 6" flanged Inlets and 4 nos flanged outlets
SPH-FW-CS-02	Made in CS having 6" flanged Inlets and 4 nos flanged outlets with 5 1/2" pumper connection & valve

## 3 Hydrant with Monitor



- Body : Carbon steel
- Inlet : 6" NB Flanged
- Outlet : Two instantaneous and one 4" flanged outlet for monitor
- Working pressure : 150 PSI / 10.5 Kg/cm<sup>2</sup>
- Test pressure : 325 PSI / 22.5 Kg/cm<sup>2</sup>

Product Code No.	Description
SPH-HM-01	Stand post and water monitor having 460 GPM / 1750 LPM flow capacity at 100 PSI / 7 Kg/cm <sup>2</sup>
SPH-HM-02	Stand post and water monitor having 680 GPM / 2580 LPM flow capacity at 100 PSI / 7 Kg/cm <sup>2</sup>
SPH-HM-03	Stand post and water-foam monitor having 460 GPM / 1750 LPM flow capacity at 100 PSI / 7 Kg/cm <sup>2</sup>
SPH-HM-04	Stand post and water-foam monitor having 680 GPM / 2580 LPM flow capacity at 100 PSI / 7 Kg/cm <sup>2</sup>

## 4 Under Ground Hydrant



- Conforming to BS 750
- Body : Cast iron / SGiron
- Inlet : Flanged
- Outlet : Gunmetal threaded outlet
- Working pressure : 150 PSI / 10.5 Kg/cm<sup>2</sup>
- Seat test : 240 PSI / 16 Kg/cm<sup>2</sup>
- Body test : 325 PSI / 22.5 Kg/cm<sup>2</sup>

Product Code No.	Description
SPH-UGH-01	Outlet 2 1/2" BSRT male
SPH-UGH-02	Outlet 2 1/2" Inst. male

## 5 Stand Pipes



- Conforming to BS 336
- Body : Aluminium
- Inlet : Threaded BSRT (F)
- Outlet : Female instantaneous as per BS 336
- Working Pressure : 150 PSI / 10.5 Kg/cm<sup>2</sup>
- Body Test : 325 PSI / 22.5 Kg/cm<sup>2</sup>

Product Code No.	Description
SPH-SP-01	Aluminum body with single outlet
SPH-SP-02	Aluminum body with double outlet

## 6 Surface Box



- Cast iron
- Length 15" X Width 9" X Height 5"

Product Code No.	Description
SPH-SB-01	Made in SG iron

## 7 Hydrant Key



- Conforming to BS 336
- Mild Steel / Aluminium
- Used for operation of under ground hydrant

Product Code No.	Description
SPH-HK-01	Made in Steel / Aluminium alloy

## 8 Duck Foot Bend



- Body : Cast iron
- Inlet connection : Flanged 4"
- Outlet connection : Flanged 4"

Product Code No.	Description
SPH-DFB-01	4" size as per ANSI
SPH-DFB-02	4" size as per PN 16

# Dry Riser Equipments

1

## 2 Way Inlet Breeching



- Body : Gunmetal or Aluminium alloy or Cast iron
- Inlet : Two male instantaneous with NRV
- Outlet : 4" NB flanged
- Working Pressure : 150 PSI / 10.5 Kg/cm<sup>2</sup>
- Test Pressure : 325 PSI / 22.5 Kg/cm<sup>2</sup>

Product Code No.	Description
DRE-2W-01	Two way inlet breeching made in Gunmetal
DRE-2W-02	Two way inlet breeching made in Aluminium alloy
DRE-2W-03	Two way inlet breeching made in Cast iron or SG iron

2

## 3 Way Inlet Breeching



- Body : Gunmetal or Aluminium alloy or Cast iron
- Inlet : Three male instantaneous with NRV
- Outlet : 6" NB flanged
- Working Pressure : 150 PSI / 10.5 Kg/cm<sup>2</sup>
- Test Pressure : 325 PSI / 22.5 Kg/cm<sup>2</sup>

Product Code No.	Description
DRE-3W-01	Three way inlet breeching made in Gunmetal
DRE-3W-02	Three way inlet breeching made in Aluminium alloy
DRE-3W-03	Three way inlet breeching made in Cast iron or SG iron

3

## 4 Way Inlet Breeching



- Body : Gunmetal or Aluminium alloy or Cast iron
- Inlet : Four male instantaneous with NRV
- Outlet : 6" NB flanged
- Working Pressure : 150 PSI / 10.5 Kg/cm<sup>2</sup>
- Test Pressure : 325 PSI / 22.5 Kg/cm<sup>2</sup>

Product Code No.	Description
DRE-4W-01	Four way inlet breeching made in Gunmetal
DRE-4W-02	Four way inlet breeching made in Aluminium alloy
DRE-4W-03	Four way inlet breeching made in Cast iron or SG iron

4

## Air Release Valve



- Body : Copper alloy
- Inlet Connection : Threaded male

Product Code No.	Description
DRE-ARV-01	Inlet connection with 3/4" BSP
DRE-ARV-02	Inlet connection with 1" BSP

5

## Dividing and Collecting Breeching



- Conforming to IS 905
- Inlet and outlet connection : Instantaneous
- Max. working pressure : 150 PSI / 10.5 Kg/cm<sup>2</sup>
- Hydro testing pressure : 350 PSI / 22.5 Kg/cm<sup>2</sup>
- Size : 1 1/2" & 2 1/2"

Product Code No.	Description	Material Of Construction
DRE-YDB-01	Dividing breeching	Aluminium alloy
DRE-YCB-01	Collecting breeching	Gunmetal

## 1

### Hose Reel Nozzles

#### PVC / ABS Nozzles



- Jet Spray Type
- Serrated end for hose fitting
- 6 GPM @100 PSI / 24 LPM @ 7 Kg/cm<sup>2</sup>

Product Code No.	Description
HR-N-01	With ¾" serrated end
HR-N-02	With 1" serrated end

#### Bronze Nozzles



- Construction in Gunmetal
- Jet spray & shut off type
- Chrome plated finish


Product Code No.	Description
HR-N-03	6 GPM / 22 LPM @ 100 PSI With ¾" serrated end
HR-N-04	25 GPM / 95 LPM @ 100 PSI With ¾" serrated end
HR-N-05	16 GPM / 60 LPM @ 100 PSI With 1" serrated end
HR-N-06	25 GPM / 95 LPM @ 100 PSI With 1" serrated end

## 2 Wall Mounting Type



- Fixed / Swinging type
- Side plate powder coated finish red
- Threaded Inlet connection
- Outlet connection for hose can be rotated left and right direction
- Waterways made of seamless tube
- Operating pressure: 150 PSI Max / 10.5 Kg/cm<sup>2</sup>
- Flowrate: 6 GPM at 100 PSI / 24 LPM @ 7 Kg/cm<sup>2</sup>

Product Code No.	Description	Hose Size	Hose Length	Hose reel Nozzle
HR-WM-01	Fixed type	¾"	30 Meter	Refer codes from above
HR-WM-02	Swinging type	1"	36 Meter	
HR-WM-03	Automatic type			



# Hose Reel

3

## Hose Reel Hose



High pressure braided rubber hose as per IS 444 Type II / PVC / Thermoplastic as per IS 12585

### Specification

Product Code No.	Description
HR-HO-01	With 3/4" X 30 mtr hose in black color
HR-HO-02	With 3/4" X 30 mtr hose in red color
HR-HO-03	With 1" X 30 mtr hose in black color
HR-HO-04	With 1" X 30 mtr hose in red color

4

## Hose Rack Assembly



- Available in two sizes
- Available in two types of mounting
- Complete with hose rack assembly, 30 mtr hose, landing valve and nozzle
- Fixed or swinging

Product Code No.	Description
CA-HRA-VM-01	Hose rack assembly for 1 1/2" hose, right angle valve mounted
CA-HRA-VM-02	Hose rack assembly for 2 1/2" hose, right angle valve mounted
CA-HRA-WM-01	Hose rack assembly for 1 1/2" hose, with wall mounting bracket and without Landing Valve
CA-HRA-WM-02	Hose rack assembly for 2 1/2" hose, with wall mounting bracket and without Landing Valve

5

## Hose Reel with Foam Tank



- Complete with foam tank, foam inductor, hose reel with nozzle
- Pedestal bearing ensures smooth rotating action
- 225 Liter foam tank
- Inline inductor 0 to 6% & Jet-Spray nozzle
- 1 1/2" X 30 mtr high pressure rubber braided hose
- Waterways made from Stainless steel or Gunmetal
- Detachable rewinding handle
- Operating pressure: 145 PSI Max / 10 Bar
- Flowrate: 95 GPM @ 100 PSI / 350 LPM @ 7 Kg/cm<sup>2</sup>

Product Code No.	Description
HR-FT-01	Stainless steel construction



## 1 Hose Box

### I Model A



- Suitable for storing one nos 7.5 mtr or 15 mtr hose and one nozzle
- H x W x D: 24" X 24" X 10"
- Lightweight & weatherproof
- Wall mounted / self standing
- Finished with post office red color

Product Code No.	Description
CA-HB-A-01	Made in FRP with wall mounted type
CA-HB-A-02	Made in FRP with self standing type
CA-HB-A-03	Made in 18 SWG CRCA sheet with wall mounted type
CA-HB-A-04	Made in 18 SWG CRCA sheet with self standing type

### II Model B



- Suitable for storing two nos 7.5 mtr or 15 mtr hoses and one nozzle
- H x W x D: 24" X 30" X 10"
- Lightweight & weatherproof
- Wall mounted / self standing
- Finished with post office red color

Product Code No.	Description
CA-HB-B-01	Made in FRP with wall mounted type
CA-HB-B-02	Made in FRP with self standing type
CA-HB-B-03	Made in 18 SWG CRCA Sheet with wall mounted type
CA-HB-B-04	Made in 18 SWG CRCA sheet with self standing mounted type

### III Model C



- Suitable for storing two nos 7.5 mtr or 15 mtr hoses and one nozzle
- H x W x D: 24" X 30" X 10"
- Lightweight & weatherproof
- UV resistant
- Wall mounted / self standing
- Resistant to most chemicals
- Ideal for salty atmosphere

Product Code No.	Description
CA-HB-C-01	Made in polyethylene with self standing type

## 2 Extinguisher Box



- Lightweight & weatherproof
- Wall mounted / Self standing
- Finished with post office red colour or natural

Product Code No.	Description	Storage	Material Of Construction
CA-EB-01	300mm X 800mm X 300 mm	Single extinguisher	Mild steel
CA-EB-02	600mm X 800mm X 300 mm	Two extinguishers	S.S
CA-EB-03	300mm X 800mm X 300 mm	Single extinguisher	FRP
CA-EB-04	600mm X 800mm X 300 mm	Two extinguishers	
CA-EB-05	350mm X 350mm X 800 mm	Single extinguisher	
CA-EB-06	280mm X 280mm X 645 mm	Two extinguishers	Polyethylene



# Nozzles

## 1 Short Branchpipe



- Bearing IS 903 mark
- Inlet Connection : 2 1/2" Male instantaneous
- Outlet : Solid jet nozzle
- Operating Pressure : 150 PSI Max. / 10.5 Kg/cm<sup>2</sup>
- Finish : Natural polished

Product Code No.	Description	Material Of Construction
N-SB-01	With 1/2" outlet	Gunmetal Aluminium alloy S.S 304 S.S 316
N-SB-02	With 5/8" outlet	
N-SB-03	With 3/4" outlet	
N-SB-04	With 7/8" outlet	
N-SB-05	With 1" outlet	

## 2 Triple Purpose / Universal Branchpipe



- IS 2871
- Type : Jet - Spray- Shut Off
- Inlet Connection : 2 1/2" male instantaneous
- Material : Gunmetal / Aluminium alloy / Stainless steel
- Operating Pressure : 150 PSI Max. / 10.5 Kg/cm<sup>2</sup>
- Finish : Natural polished / Chrome plated

Product Code No.	Description	Material Of Construction
N-TPN-01	As above	Gunmetal Aluminium alloy S.S

## 3 Navy Type Branchpipe



- Type : Jet - spray- shut off
- Inlet Connection : 2 1/2" Male instantaneous
- Material : Gunmetal
- Operating Pressure : 150 PSI Max. / 10.5 Kg/cm<sup>2</sup>
- Finish : Natural polished

Product Code No.	Description
N-NTB-01	As above

## 4 Jet - Spray and Shut Off Nozzle



- Type : Jet-spray-shut off
- Inlet connection : 1 3/4" BSP (F) threaded
- Designed to fit on standard short branch pipe
- Operating pressure : 150 PSI Max. / 10.5 Kg/cm<sup>2</sup>
- Finish : Anodized / Natural

Product Code No.	Description	Flow 100PSI/7kg/m <sup>2</sup>		Material Of Construction
		GPM	LPM	
N-TPN-02	as above	20	300	Aluminium alloy

## 5 Three Position Branchpipe



- Ideal for marine application
- Designed for heavy professional use
- Thick water curtain due to middle teeth
- Maintenance free
- Inlet connection : 2" BSP (M) thread
- Anti-slip rubber grip

Product Code No.	Description	Flow 100PSI/7kg/m <sup>2</sup>		Material Of Construction
		LPM	GPM	
N-TPN-02	as above	20	300	Aluminium alloy

## 6 Fog Nozzle



- IS 952
- Type : Jet-fog nozzle
- Inlet connection : 2 1/2" Male instantaneous
- Material : Gunmetal
- Operating pressure : 150 PSI Max. / 10.5 Kg/cm<sup>2</sup>
- Finish : Natural polished

Product Code No.	Description
N-FN-01	as above



# Nozzles

## 7 Hand Controlled Branch Pipe



- Type : Jet - spray- shut off nozzle
- Inlet connection : 2½" Male instantaneous as per BS 336
- Material : Aluminium alloy or PVC
- Operating pressure : 150 PSI Max. / 10.5 Kg/cm<sup>2</sup>
- Finish : Natural

Product Code No.	Description
N-HCB-01	40GPM / 150LPM @ 100 PSI / 7 kg/cm <sup>2</sup> in Aluminum and nozzle tip and body in PVC
N-HCB-02	40 GPM / 150 LPM @ 100 PSI / 7 kg/cm <sup>2</sup> fully in Aluminum
N-HCB-03	120 GPM / 450 LPM @ 100 PSI / 7 kg/cm <sup>2</sup> with additional feature of water curtain

## 8 Revolving Type Branch Pipe



- IS 906
- Inlet connection : 2½" Male instantaneous
- Material : Gunmetal
- Operating pressure : 150 PSI Max. / 10.5 Kg/cm<sup>2</sup>
- Flow : 65 GPM @ 100 PSI / 245 LPM @ 7 kg/cm<sup>2</sup>
- Finish : Natural polished

Product Code No.	Description
N-RT-01	With 2 ½" Male instantaneous inlet
N-RT-02	With flanged inlet 2 ½" NB as per ANSI
N-RT-03	With flanged inlet 3" NB as per ANSI

## 9 Curtain Nozzle



- Type : Curtain nozzle
- Inlet Connection : 2 ½" Male instantaneous / Threaded inlet / Flanged
- Operating Pressure : 145 PSI Max.
- Finish : Post office red color

Product Code No.	Description	Material of Construction
N-CN-01	200 GPM/750 LPM@100 PSI with 2½" Male instantaneous inlet	Aluminium alloy & S.S
N-CN-02	200 GPM/750 LPM@100 PSI with 2½" BSP female swivel inlet	
N-CN-03	200 GPM/750 LPM@100 PSI with 2½" NH female swivel inlet	
N-CN-04	320 GPM/750 LPM@100 PSI with 2½" Male instantaneous inlet	
N-CN-05	320 GPM/750 LPM@100 PSI with 2½" BSP female swivel inlet	
N-CN-06	320 GPM/750 LPM@ 100 PSI with 2½" NH female swivel inlet	

## 10 Constant Gallonage Nozzle

### I Nuelite



- Special design gives low back pressure
- Light alloy hard anodized construction
- Straight stream to wide fog
- Pressure assisted flush without shut-off
- Acetal ball shut-off handle works smoothly at extreme ranges
- Wide fog for operator protection
- Anti-slip pistol grip finger lock
- NFPA 1964 compliant


Product Code No.	Bore (Dia)	Weight (lbs)	Flow@100PSI (7kg/cm <sup>2</sup> )		Inlets Available
			GPM	LPM	
N-CG-NU-01	1 1/2"	2.3 Kg	100	400	2 1/2" Male Instantaneous NH (F) Threads 1 1/2" & 2 1/2" NST(F) Threads 1 1/2" & 2 1/2"
N-CG-NU-02	1 1/2"	2.3 Kg	150	600	BSP (F) Threads 1 1/2" & 2 1/2"

### II Fast Action Nozzle - Junior



- Special design gives low back pressure
- Constant gallonage nozzle
- Durable light hard anodized construction
- Straight stream to wide fog and flush without shut-off
- Sliding valves allow turbulence free flow
- Moulded rubber bumper with flexible fog teeth creates thick fog pattern
- Metallic pistol grip handle designed for greater comfort and control of fire
- Inlet instantaneous male coupling, NH threads
- NFPA 1964 compliant

Product Code No.	Bore (Dia)	Length(With threaded Inlet)	Weight (lbs)	Flow@100PSI (7kg/cm <sup>2</sup> )		Inlet Available
				GPM	LPM	
N-CG-FAS-01	1"	8 1/2"	3.6	95	360	2 1/2" Male instantaneous NH (F) Threads
N-CG-FAS-02	1"	8 1/2"	3.6	125	473	
N-CG-FAS-03	1 1/2"	11"	5.8	150	568	NST(F) Threads
N-CG-FAS-04	1 1/2"	11"	5.8	200	757	BSP (F) Threads
N-CG-FAS-05	1 1/2"	11"	5.8	250	946	



# Nozzles

## 11 Dual Pressure Nozzle : Fast Action Nozzle



- Special design gives low back pressure
- Specially designed dual pressure nozzle
- At emergency mode (at low pressure), nozzle maintains same performance
- Durable light hard anodized construction
- Straight stream to wide fog and flush without shut off
- Sliding valves allows turbulence free flow
- Moulded rubber bumper with flexible fog teeth creates thick fog pattern
- Metallic pistol grip handle designed for greater comfort and control of fire
- NFPA 1964 compliant

Product Code No.	Bore (Dia)	Length(With threaded Inlet)	Weight (lbs)/ Kg	Flow@100PSI (7kg/cm <sup>2</sup> )				Inlet Available
				Standard Mode GPM	LPM	Emergency Mode GPM	LPM	
N-DP-01	1 ½"	8 ½"	5.9 / 2.7	185	700	224	850	2 ½" Male Instantaneous NH (F) Threads NST(F) Threads BSP (F) Threads

## 12 Selectable Gallonage Nozzle

### Superfire



- Special design gives low back pressure
- Constant selectable gallonage nozzle with multiple flow setting
- Abrasion and corrosion resistant
- Durable light hard anodized construction
- Straight stream to dense fog & flush without shut off
- Ball valve for flow control
- Anti-slip rubber moulded pistol grip
- Female inlet with instantaneous male coupling, NH threads
- NFPA 1964 compliant

Product Code No.	Bore (Dia)	Length(With threaded Inlet)	Weight (lbs) / Kg	Flow@100PSI (7kg/cm <sup>2</sup> ) GPM (LPM)	Inlet Available
N-SG-01	1 ½"	10"	5.7 / 2.06	30(115)-60(225)-95(360)-125(473)	2 ½" Male Instantaneous NH (F) Threads
N-SG-02	1 ½"	10"	6.2 / 2.8	95(360)-125(475)-150(565)-200(750)-250(950)	NST(F) Threads BSP (F) Threads

## 12 Selectable Gallonage Nozzle

### Superfire Junior



- Special design gives low back pressure
- Constant selectable gallonage nozzle with multiple flow setting
- Abrasion and corrosion resistant
- Durable light hard anodized construction
- Straight stream to dense fog & flush without shut off
- Ball valve for flow control
- Anti-slip rubber moulded pistol grip
- Female inlet with instantaneous male coupling, NH threads
- NFPA 1964 compliant

Product Code No.	Bore (Dia)	Length(With threaded Inlet)	Weight (lbs) / kg	Flow@100PSI (7kg/cm <sup>2</sup> ) GPM (LPM)	Inlet Available
N-SGJ-01	1 1/2"	10"	5.7 / 2.06	30(115)-60(225)-95(360)-125 (473)	2 1/2" Male Instantaneous NH (F) Threads NST(F) Threads BSP (F) Threads

## 13 Multipurpose Combination Flow Nozzle : AquaJet



- Solid jet and fog facilities simultaneously or independently
- Special design gives low back pressure
- Durable light hard anodized construction
- Straight stream to dense fog & flush without shut off
- Ball valve for flow control
- Anti-slip rubber moulded pistol grip
- NFPA 1964 compliant
- Compressed air foam (CAFS) capability

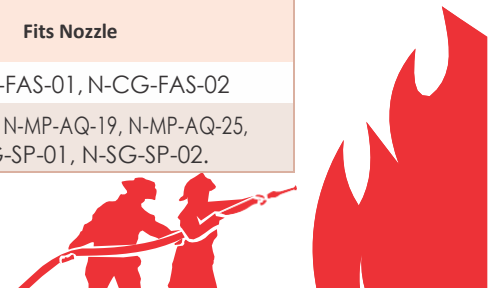
Product Code No.	Bore (Dia)	Length	Weight (lbs)/ kg	Flow Rate Solid-Jet		Flow Rate Fog		Flow Jet + Fog		Inlet Available
				GPM	LPM	GPM	LPM	GPM	LPM	
N-MP-16	1 1/2"	9"	5.1/2.3	91	350	79	300	170	650	2 1/2" Male Instantaneous
N-MP-19	1 1/2"	9"	5.1/2.3	131	500	79	300	210	800	NH (F) Threads
N-MP-25	1 1/2"	9"	5.1/2.3	226	860	79	300	305	1160	NST(F) Threads BSP (F) Threads

## 14 Foam Tubes



- Designed to quickly attach to bumper of nozzles
- Can be used with all types of foams
- Enhances the expansion of foam solution and delivers longer reach and heavier foam blanket

Product Code No.	Length	Fits Nozzle
FE-FT-01	14"	N-CG-FAS-01, N-CG-FAS-02
FE-FT-02	16"	N-MP-AQ-16, N-MP-AQ-19, N-MP-AQ-25, N-SG-SP-01, N-SG-SP-02.



# Nozzles

## 15 High Pressure Nozzle : Challenger



- Designed for high pressure application up to 580 PSI / 40 kg/cm<sup>2</sup>
- Constant selectable gallonage nozzle with multiple flow setting
- Flow remains the same in all pattern
- Durable light hard anodized construction
- Straight stream to dense fog & flush without shut off
- Ball valve for flow control
- Unbreakable Stainless steel spinning teeth
- Anti-slip rubber moulded pistol grip
- Meets the need of forestry and municipal application where water conservation is desired
- NFPA 1964 compliant

Product Code No.	Bore (Dia)	Length(With threaded Inlet)	Weight (lbs)	Flow@100PSI (7kg/cm <sup>2</sup> ) GPM/LPM	Inlet
N-HP-01	1"	7"	2.5 / 1.16	13-25-40-60 / 49-95-151-227	1" NH (F) Thread

## 16 Nozzles for Marine Application



Pistol Grip

- Special design for Navy and Coast Guard
- Corrosion resistant
- Straight stream to wide fog
- Ball valve for flow control
- Anti-slip pistol grip finger lock
- NFPA 1964 compliant

Product Code No.	Weight (lbs) /Kg	Flow@100PSI (7kg/cm <sup>2</sup> )		Inlet Available
		GPM	LPM	
N-CG-MA-01	3.5 / 1.6	95	360	2 1/2" Male Instantaneous
N-CG-MA-02	3.5 / 1.6	135	511	NH (F) Threads NST(F) Threads
N-CG-MA-03	6.0 / 2.7	250	946	BSP (F) Threads



Standard



## 1

### Water Jet Monitor



- IS 8442
- Standpost mounted
- Carbon steel water ways
- Hot dip galvanised
- Bronze swivel joint with S.S ball bearings
- Flanged inlet
- Horizontal 360° & vertical +80° & -45° rotation
- Max. working pressure 150 PSI Max. / 10.5 Kg/cm<sup>2</sup>
- Locking device for horizontal and vertical position
- Solid jet nozzle

Product Code No.	Description	Flow@100PSI (7kg/cm <sup>2</sup> )		Material of Construction Monitor	Material of Construction Nozzle
		GPM	LPM		
M-WJM-01	2 1/2" Waterways	500	1900	Carbon steel S.S.	Gunmetal S.S. Aluminium alloy
M-WJM-02	3" Waterways	625	2370		
M-WJM-03	3" Waterways	750	3840	Gunmetal	
M-WJM-04	4" Waterways	1000	3790		

Note: above monitors are also available with jet spray, Aqua foam nozzles & foam barrel. Please refer monitor nozzle section for nozzle details


## 2

### Long Range Water Monitor



- Standpost mounted type
- Horizontal 360° & vertical +90° & -45° rotation
- Hand-wheel for rotation of swivel joint
- Bronze geared swivel joint with self locking
- Can be used with jet nozzle or jet spray nozzle

Product Code No.	Description	Flow@100PSI (7kg/cm <sup>2</sup> )		Material of Construction Monitor	Material of Construction Nozzle
		GPM	LPM		
M-LRWM-01	4" Waterways with Jet Nozzle	1000	3750	Carbon steel	Gunmetal
M-LRWM-02	4" Waterways with Jet- Spray Nozzle	1000	3750		
M-LRWM-03	4" Waterways with Jet Nozzle	1250	4700	S.S.	S.S.
M-LRWM-04	4" Waterways with Jet- Spray Nozzle	1250	4700		
M-LRWM-05	4" Waterways with Jet Nozzle	1500	5600	Gunmetal	Aluminium alloy
M-LRWM-06	4" Waterways with Jet- Spray Nozzle	1500	5600		
M-LRWM-07	6" Waterways with Jet Nozzle	2000	7570		
M-LRWM-08	6" Waterways with Jet- Spray Nozzle	2000	7570		
M-LRWM-09	8" Waterways with Jet Nozzle	4000	15140		



# Monitors

## 3

### Long Range Water Foam Monitor



- Standpost mounted type
- Horizontal 360° & vertical +90° & -45° rotation
- Hand-wheel for rotation of swivel joint
- Available In S.S or Carbon steel
- Geared swivel joint with self locking
- 3% Or 6% Foam Induction
- Can be used with AFFF, ARFFF & Fluoro-protein foam compound
- Aqua-foam nozzle with S.S/ PVC pick up tube
- Flanged inlet 4", 6" or 8"

Product Code No.	Description	Flow@100PSI (7kg/cm <sup>2</sup> )		Material of Construction Monitor	Material of Construction Nozzle
		GPM	LPM		
M-LRWM-01	3" Waterways with Jet- spray nozzle	500	1875	Carbon steel	Gunmetal
M-LRWM-02	3" Waterways with Jet- spray nozzle	625	2370		
M-LRWM-03	3" Waterways with Jet- spray nozzle	650	2460		
M-LRWM-04	4" Waterways with Jet- spray nozzle	1000	3750	S.S.	S.S.
M-LRWM-05	4" Waterways with Jet- spray nozzle	1250	4700	Gunmetal	Aluminium alloy
M-LRWM-06	6" Waterways with Jet- spray nozzle	2000	7570		
M-LRWM-07	8" Waterways with Jet- spray nozzle	4000	15140		

## 4

### Water Foam Monitor : Torpedo



#### I Monitor with Nozzle



- Wide range 500GPM, 750GPM, 1000GPM, 2000GPM, 4000 GPM
- Anti corrosive Stainless steel construction
- Excellent compatibility with AFFF foam
- Fog angle up to 120°
- 3% foam-proportioning nozzle
- Designed for working pressure up to 10 kg/cm<sup>2</sup>

Product Code No.	Nozzle	Flow@100PSI (7kg/cm <sup>2</sup> )		Foam Induction
		GPM	LPM	
A-FM-500	AFN-500	500	1890	3%
A-FM-750	AFN-750	750	2840	3%
A-FM-1000	AFN-1000	1000	3785	3%
A-FM-2000	AFN-2000	2000	7570	3%
A-FM-4000	AFN-4000	4000	15100	3%
A-FM-8000	AFN-8000	5000	30200	3%

## II Jet Ratio Controller Pump (JRCP)



- Compatible to use with UL listed water & foam monitor (TORPEDO)
- Corrosion resistant, excellent compatibility with AFFF foam
- With pressure gauges
- Covered in S.S casing for easy handling and storage
- With pick up tube and strainer

Product Code No.	Nozzle Flow at 100 PSI		JRCP Flow at 100 PSI		Foam Solutions Induction
	GPM	LPM	LPM	GPM	
JRCP-1000	1000	3785	125	33	3%
JRCP-2000	2000	7570	190	50	3%
JRCP-4000	4000	15100	450	120	3%
JRCP-8000	8000	30200	900	240	3%

# 5

## Portable Ground Monitor

### Commando



- Light weight hard anodized construction
- Dual application for use as a portable monitor or deck mounting
- Safety butterfly valve
- Auto drain facility
- Safety lock at 30° above horizontal
- Available with or without foam induction or with stackable tip jet nozzles
- Stainless steel foldable legs with spikes for sturdy grip



MN-ST

Nozzles

MN-WFM

MN-WN

Product Code No.	Weight Without Nozzle Kgs(lbs)	Dimension (Inch)	Nozzle Flow upto 100 PSI (7kg/cm <sup>2</sup> )	
			GPM	LPM
WM-PGM-Commando	19 (41.8)	20 X 8.5 X 8.5	1250	4700

### II Nano



- Quick deployment due to lesser weight
- Operated by single fire fighter
- Hydraulic stability neutralizes the reaction force to stabilize the monitor
- Four folding Aluminium alloy legs with Carbide tipped spikes
- Can be easily shifted while attached to charged line
- Easily stored in the vehicle
- Consistent superior quality stream
- Safety strap and pouch provided

Product Code No.	Weight Without Nozzle Kgs(lbs)	Dimension (Inch)	Nozzle Flow upto 100 PSI (7kg/cm <sup>2</sup> )	
			GPM	LPM
WM-PGM-Nano	12 (26.5)		450	1700
			500	1900

# Monitors

## 6 Remote Control Monitor : Terminator



- Available in SS, Carbon steel and Gunmetal
- Available in electric or hydroelectric remote operation
- Low maintenance cost
- Dense fog angle up to 160° for cooling
- Electric version available in AC / DC power supply
- Available in different flowrange

Product Code No.	Description	Operating Voltage	Nozzle Type	Nozzle Flow at 100 PSI (7kg/cm <sup>2</sup> )		Material of construction
				GPM	LPM	
WM-RCM-E01	Electric operated model	12VDC	Jet type	475	1800	Gunmetal
				500	1900	
WM-RCM-WL-01	Available with wireless controller	24VDC	Jet spray type	750	2850	Carbon steel
WM-RCM-HE01	Hydroelectric operated	1ph,230VAC		1000	3750	
		3ph,415VAC		1250	4700	
				2000	7570	S.S

## 7 Oscillating Monitor

### Stand-post Mounted



- Stand-post mounted type
- Carbon steel waterways
- Oscillating range 0 to 270° adjustable
- Un-manned operation
- Smoothsweeping action produces wavelike effect
- Coated with anti corrosive coating
- Jet-spray nozzle produces thick fog
- Oscillating mechanism in Gunmetal / S.S

Product Code No.	Description	Nozzle Flow at 100 PSI (7kg/cm <sup>2</sup> )	
		GPM	LPM
M-OM-SP-01	With 3" waterways with jet-spray nozzle	750	2800
M-OM-SP-02	With 4" waterways with jet-spray nozzle	1000	3750

8

## Trolley Mounted Monitor



- 2 ½" male instantaneous inlets with NRV
- Carbon steel waterways
- Support legs for better stability during operation
- Solid rubber two / four wheels
- Gunmetal jet nozzles or jet-spray nozzle

Product Code No.	Description	Nozzle Flow at 100 PSI (7kg/cm <sup>2</sup> )		Nozzle Option
		GPM	LPM	
M-TMM-01	With 2 ½" waterways	500	1900	
M-TMM-02	With 3" waterways	625	2365	Jet nozzle
M-TMM-03	With 3" waterways	750	2800	Jet-spray nozzle
M-TMM-04	With 4" waterways	1000	3750	

9

## Trailer Mounted Monitor with Foam Tank



- Available in different tank capacity
- Inlet size 2 ½" male instantaneous with NRV
- Available in different capacities of monitors 500, 625, 750, 1000 GPM
- Trailer with robust construction suitable to tow with jeep
- Hand brake & overrun brakes
- S.S tank or carbon steel FRP / Thermoplastic poxy lined tank

Product Code No.	Description	Monitor Flow at 100 PSI (7kg/cm <sup>2</sup> )	
		GPM	LPM
M-TMFT-01	Trailer with 500 litre foam tank	500	1900
M-TMFT-02	Trailer with 750 litre foam tank	750	2800
M-TMFT-03	Trailer with 1000 litre foam tank	1000	3750



# Monitors

# 10

## Monitor Nozzles

### Water Nozzles

#### a) Jet Nozzle



- Available in different flow capacities
- Flanged or threaded inlet
- Available in Gunmetal or Aluminium alloy or Stainless steel
- Max. working pressure 150 PSI /10.5 kg/cm<sup>2</sup>

Product Code No.	Inlet Connection	Flow at 100 PSI (7kg/cm <sup>2</sup> )		Material of Construction
		GPM	LPM	
M-MN-JN-01	With 2 1/2" BSP(F) threads inlet	475	1800	Gunmetal Aluminium S.S.
M-MN-JN-02	With 2 1/2" NH(F) threads inlet	475	1800	
M-MN-JN-03	With 2 1/2" BSP(F) threads inlet	500	1900	
M-MN-JN-04	With 2 1/2" NH(F) threads inlet	500	1900	
M-MN-JN-05	With 2 1/2" BSP(F) threads inlet	625	2365	
M-MN-JN-06	With 2 1/2" NH(F) threads inlet	625	2365	
M-MN-JN-07	With 2 1/2" BSP(F) threads inlet	750	2850	
M-MN-JN-08	With 2 1/2" NH(F) threads inlet	750	2850	
M-MN-JN-09	With 3 1/2" BSP(F) threads inlet	1000	3750	
M-MN-JN-10	With 3 1/2" NH(F) threads inlet	1000	3750	
M-MN-JN-11	With 3 1/2" BSP(F) threads inlet	1250	4700	
M-MN-JN-12	With 3 1/2" NH(F) threads inlet	1250	4700	
M-MN-JN-13	With flanged inlet	1250	4700	
M-MN-JN-14	With flanged inlet	2000	7570	
M-MN-JN-15	With flanged inlet	4000	15140	

#### b) Water Jet-Spray Nozzle



- Available in different flow capacities
- Flanged or threaded inlet
- Spray angle up to 160°
- Available in Gunmetal or Aluminium alloy
- Max. working pressure 150 PSI /10.5 kg/cm<sup>2</sup>

Product Code No.	Inlet Connection	Flow at 100 PSI (7kg/cm <sup>2</sup> )		Material of Construction
		GPM	LPM	
M-MN-JSN-01	With 2 1/2" BSP(F) threads inlet	475	1800	Gunmetal Aluminium S.S.
M-MN-JSN-02	With 2 1/2" NH(F) threads inlet	475	1800	
M-MN-JSN-03	With 2 1/2" BSP(F) threads inlet	500	1900	
M-MN-JSN-04	With 2 1/2" NH(F) threads inlet	500	1900	
M-MN-JSN-05	With 2 1/2" BSP(F) threads inlet	625	2365	
M-MN-JSN-06	With 2 1/2" NH(F) threads inlet	625	2365	
M-MN-JSN-07	With 2 1/2" BSP(F) threads inlet	750	2850	
M-MN-JSN-08	With 2 1/2" NH(F) threads inlet	750	2850	
M-MN-JSN-09	With 3 1/2" BSP(F) threads inlet	1000	3750	
M-MN-JSN-10	With 3 1/2" NH(F) threads inlet	1000	3750	
M-MN-JSN-11	With 3 1/2" BSP(F) threads inlet	1250	4700	
M-MN-JSN-12	With 3 1/2" NH(F) threads inlet	1250	4700	
M-MN-JSN-13	With flanged inlet	2000	7570	
M-MN-JSN-14	With flanged inlet	4000	15140	

## II Foam Nozzles

### a) Aqua Foam Nozzle



- Available in different flow capacities
- Self Inducting, non aspirating type
- Spray angle upto 160°
- Induction 3 or 6% preset
- Foam expansion 4 to 6 times
- Max. working pressure 150 PSI/10.5 kg/cm<sup>2</sup>

Product Code No.	Inlet Connection	Flow at 100 PSI (7kg/cm <sup>2</sup> )		Material of Construction
		GPM	LPM	
M-MN-AFN-01	With 2 1/2" BSP(F) threads inlet	475	1800	Gunmetal
M-MN-AFN-02	With 2 1/2" NH(F) threads inlet	475	1800	
M-MN-JSN-03	With 2 1/2" BSP(F) threads inlet	500	1900	
M-MN-AFN-04	With 2 1/2" NH(F) threads inlet	500	1900	
M-MN-AFN-05	With 2 1/2" BSP(F) threads inlet	625	2365	
M-MN-AFN-06	With 2 1/2" NH(F) threads inlet	625	2365	
M-MN-AFN-07	With 2 1/2" BSP(F) threads inlet	750	2850	Aluminium
M-MN-AFN-08	With 2 1/2" NH(F) threads inlet	750	2850	
M-MN-AFN-09	With 3 1/2" BSP(F) threads inlet	1000	3750	S.S.
M-MN-AFN-10	With 3 1/2" NH(F) threads inlet	1000	3750	
M-MN-AFN-11	With 3 1/2" BSP(F) threads inlet	1250	4700	
M-MN-AFN-12	With 3 1/2" NH(F) threads inlet	1250	4700	
M-MN-AFN-13	With flanged inlet	2000	7570	
M-MN-AFN-14	With flanged inlet	4000	15140	

### b) Aspirating Nozzle



- Available with foam inductor or without foam inductor
- Threaded flanged inlet
- Available in Copper alloy or Aluminium alloy or Stainless steel
- Induction 3 or 6 %
- Foam expansion 6 to 10 times
- Max. operating pressure 150 PSI /10.5 kg/cm<sup>2</sup>

Product Code No.	Inlet Connection	Flow at 100 PSI (7kg/cm <sup>2</sup> )		Material of Construction	Options
		GPM	LPM		
M-MN-AN-01	With 2 1/2" BSP(F) threads inlet	350	1325	Gunmetal	Jet
M-MN-AN-02	With 2 1/2" NH(F) threads inlet	350	1325		
M-MN-AN-03	With 2 1/2" BSP(F) threads inlet	475	1800		
M-MN-AN-04	With 2 1/2" NH(F) threads inlet	475	1800		
M-MN-AN-05	With 2 1/2" BSP(F) threads inlet	500	1900		
M-MN-AN-06	With 2 1/2" NH(F) threads inlet	500	1900		
M-MN-AN-07	With 2 1/2" BSP(F) threads inlet	1000	3750	S.S.	Jet-Spray
M-MN-AN-08	With 2 1/2" NH(F) threads inlet	1000	3750		
M-MN-AN-09	With flanged inlet	1250	4700		
M-MN-AN-10	With flanged inlet	1500	5700		
M-MN-AN-11	With flanged inlet	2000	7570		



# Foam Equipments

## 1

### Low Expansion Foam Branch Pipe

#### I Model A



- IS 2097
- Inlet Connection : 2 ½" instantaneous as per BS 336 / IS 903
- Material : Aluminum alloy or Stainless steel
- Working Pressure : 145 PSI max / 10 kg/cm<sup>2</sup>
- Foam Expansion : 8 to 10 times
- Foam Induction : Available with foam inductor or without foam inductor

Product Code No.	Inlet Connection	Flow at 100 PSI (7kg/cm <sup>2</sup> )		Throw Range in Meters	Material of construction
		GPM	LPM		
FE-FB-2	Without in-built foam inductor	60	225	15	Aluminium alloy
FE-FB-2X	With in-built foam inductor	60	225	15	
FE-FB-10	Without in-built foam inductor	120	450	18	S.S
FE-FB-10X	With in-built foam inductor	120	450	18	
FE-FB-20	Without in-built foam inductor	240	900	20	
FE-FB-20X	With in-built foam inductor	240	900	20	

#### II Model B



- IS 2097
- Inlet Connection : 2 ½" instantaneous as per BS 336 / IS 903
- Material : Aluminum alloy
- Working Pressure : 145 PSI max / 10 kg/cm<sup>2</sup>
- Foam Expansion : 8 to 10 times
- Foam Induction : Available with in-built foam inductor

Product Code No.	Description	Flow at 100 PSI (7kg/cm <sup>2</sup> )		Throw Range in Meters
		GPM	LPM	
FE-FB-5X 01	Aluminium alloy construction	60	225	15
FE-FB-5X 02	Brass construction	60	225	15

## 2

### Medium Expansion Foam Branch Pipe



- Inlet Connection : 2 ½" instantaneous as per BS 336 / IS 903
- Material : Stainless steel
- Working Pressure : 10 bar max.
- Foam Expansion : 50 times

Product Code No.	Description	Flow at 100 PSI (7kg/cm <sup>2</sup> )		Throw Range in Meters
		GPM	LPM	
FE-MEP-MX5	Without in-built foam inductor	60	225	6 to 8
FE-MEP-MX10	Without in-built foam inductor	120	450	9 to 11



## 3

### Foam Generator

#### 1 Mini Turbex



It is a high expansion foam generator. The unit consists of stainless steel casing; a pelton wheel turbine drives the fan and four jet nozzles discharge water foam solution in front of high velocity air. Foam making net is used for making foam. An inline inductor is used for inducing foam.

- Compact, light weight
- Portable, can be carried by single person
- Corrosion proof construction
- Can be used as a smoke extractor
- Foam Induction 3% preset
- Suitable for all types of foam concentrate
- Supplied with suitable foam inductor
- Nylon net, foam ducting and smoke ducting - standard accessories

Product Code No.	Inlet Connection (NB)	Flow at 100 PSI (7kg/cm <sup>2</sup> )		Foam Produced	Smoke Extracted
		GPM	LPM		
FE-FG-MINI	2 1/2" male Instantaneous as per BS 336	65	250	2825 Ft <sup>3</sup> /min	3460 Ft <sup>3</sup> /min


#### II HI-EX



It is a high expansion foam generator. It consists of a fan driven directly by the shaft of the water turbine, which blows air to the nylon net. The net is wetted by foam water solution from the spray nozzle. The foam concentrate is drawn into the water stream by means of a built-in induction system.

- By-pass valve to control foam production
- Can be used as a smoke extractor
- Lightweight
- Portable
- FRP corrosion proof body
- Low maintenance
- 2 1/2" male instantaneous connection
- Inbuilt foam inductor
- Nylon net, foam ducting and smoke ducting standard accessories

Product Code No.	Operating Condition	Inlet Pressure bar/PSI	Total water Flow GPM/LPM	By-Pass Flow GPM/LPM	Expanded Foam (M <sup>3</sup> /min)	Expansion
FE-FG-MKII	By-pass valve closed	7/100	61 / 230	38 / 145	145	800 to 1100
	By-pass valve open	7/100	58 / 220	Nil	132	500 to 750



# Foam Equipments

## III Inline Foam Generator



- Inline foam generator is modified version of Inline inductor. It inducts foam as well as expands it and also transports the foam a long distance
- Inlet connection : 2 1/2" male Instantaneous as per BS 336 / IS 903
- Outlet connection : 2 1/2" female Instantaneous as per BS 336 / IS 903
- Foam induction : 3 or 6%
- Max. working pressure : 145 PSI

Product Code No.	Flow at 100 PSI (7kg/cm <sup>2</sup> )		Material Of Construction
	GPM	LPM	
FE-FG-IFG-01	60	225	Aluminium alloy
FE-FG-IFG-02	120	450	Gunmetal M.S

## 4 Mobile Foam Unit

### I With FRP Tank



- Made with corrosion resistant FRP tank
- Light weight, aerodynamically shaped
- Unit equipped with foam inductor, low expansion branch pipe, fire hoses
- Suitable for all type of foam concentrates
- Low maintenance

Product Code No.	Tank Capacity
FE-MFU-FRP-01	100 liters
FE-MFU-FRP-02	150 liters
FE-MFU-FRP-03	200 liters

### II With Steel Tank



- Stainless steel foam tank
- Slim line, compact design
- Low center of gravity, makes steering easier
- Unit equipped with foam inductor, low expansion branch pipe, fire hoses
- Suitable for all type of foam concentrates
- Low maintenance

Product Code No.	Tank Capacity
FE-MFU-STL-01	100 liters
FE-MFU-STL-02	150 liters
FE-MFU-STL-03	200 liters

# Foam Equipments

## 5 Foam Maker With Vapour Seal



- Applicable for fixed roof tank
- Available in wide flow range
- Treated with anti corrosive treatment
- Suitable for all types of foam concentrate
- 3 to 4 % foam expansion
- Flange connections as per ANSI

Product Code No.	Inlet Connection (NB)	Outlet Connection (NB)	Flow at 50 PSI (3.5kg/cm <sup>2</sup> )		Material of construction
			GPM	LPM	
FE-FM-WV-01	2"	3"	20 to 60	75 to 225	Mild steel
FE-FM-WV-02	2 ½"	4"	60 to 120	225 to 450	
FE-FM-WV-03	3"	6"	120 to 240	450 to 900	
FE-FM-WV-04	4"	8"	240 to 475	900 to 1800	
FE-FM-WV-05	6"	10"	475 to 715	1800 to 2700	

## 6 Foam Maker Without Vapour Seal



- Applicable for floating roof tank
- Available in wide flow range
- Treated with anti corrosive treatment
- Suitable for all types of foam concentrate
- 3 to 4 % foam expansion
- Flange connections as per ANSI

Product Code No.	Inlet Connection (NB)	Outlet Connection (NB)	Flow at 50 PSI (3.5kg/cm <sup>2</sup> )		Material of construction
			GPM	LPM	
FE-FM-WOV-01	2"	3"	20 to 60	75 to 225	Mild steel
FE-FM-WOV-02	2 ½"	4"	60 to 120	225 to 450	
FE-FM-WOV-03	3"	6"	120 to 240	450 to 900	
FE-FM-WOV-04	4"	8"	240 to 475	900 to 1800	
FE-FM-WOV-05	6"	10"	475 to 715	1800 to 2700	



# Foam Equipments

## 7

### Inline Inductor

#### I Variable Inline Inductor



- 2½" Instantaneous inlet and outlet connections
- Foam induction rates can be adjusted from 0% to 6%
- Body material : Aluminium
- Inbuilt non return valve to foam inlet
- Foam concentrate drawn through a pick up tube
- Light weight, portable

Product Code No.	Flow at 100 PSI (7kg/cm <sup>2</sup> )	
	GPM	LPM
FE-ID-V-01	60	225
FE-ID-V-02	120	450

#### II Fixed Inline Inductor



- For fixed installation systems
- With 3 or 6% foam induction
- Available in wide range of flow
- Carbon steel construction treated with anti corrosive coatings
- Flanged inlet & outlet connection as per ANSI

Product Code No.	Inlet & outlet Flanges NB	Flow at 100 PSI (7kg/cm <sup>2</sup> )		End Connection
		GPM	LPM	
FE-ID-F-01	2"	20 to 60	75 to 225	Instantaneous as per BS 336/ IS 903, flanged as per ANSI
FE-ID-F-02	2.5"	60 to 120	225 to 450	
FE-ID-F-03	3"	120 to 240	450 to 900	Flanged as per ANSI
FE-ID-F-04	4"	240 to 480	900 to 1800	
FE-ID-F-05	6"	480 to 715	1800 to 2700	



## Foam Used in Fire Protection

### I Protein Foam Compound



- DIFR Tested & TAC Approved
- Synthetic polyvalent foam forming liquid, pseudo-plastic consisting of surface active substances and polymer additives
- Having good resistance to contamination of hydrocarbons and to dehydration of polar solvents
- It is to be used in 3% concentration on hydrocarbons and at 6% concentration on polar solvents

Product Code No.	Description	Packing Available	Certificates
FE-F-AL-01	As above	20 Ltrs Steel drums 20 Ltrs Polyethylene jerry cans 30 Ltrs Polyethylene jerry cans 200 Ltrs Steel barrels	UL / IS

### II Fluoro-protein Foam Compound



Product Code No.	Description	Packing Available
FE-F-FF-01	As above	20 Ltrs Polyethylene jerry cans 30 Ltrs Polyethylene jerry cans 200 Ltrs Steel barrels

### III High Expansion Foam Compound



Product Code No.	Description	Packing Available
FE-F-HEF-01	As above	20 Ltrs Polyethylene jerry cans 30 Ltrs Polyethylene jerry cans 200 Ltrs Steel barrels

### IV Aqueous Film Forming Foam ( AFFF)



Product Code No.	Description	Packing Available
FE-F-HEF-01	Non UL Listed	20 Ltrs Polyethylene jerry cans 30 Ltrs Polyethylene jerry cans
FE-F-AFFF-02	UL listed	200 Ltrs Steel barrels



# Foam Equipments

9

## Foam Bladder Tank



- Complete with bladder tank, controlling system, foam proportionating system control valves
- Designed & constructed in accordance with ASTM Codes
- Available in vertical & horizontal mounting type
- Available from 95 liters to 5600 liters in vertical mounting
- All tanks include : Trim valve, bladder & bladder vent valve
- 0 to 6% Induction
- Suitable for all types of foam

10

## Skid Mounted Monitor with Foam Tank

- Complete with steel foam tank, educator and monitor
- Design code - ASME SEC VIII DIV I
- Foam tank
- Induction 0 to 6% selectable
- Suitable for all types of foam



Description	Material of construction	Capacity
Foam Tank	SS 304 / SS 316	Upto 3000 liters
Monitor, jet spray nozzle, inductor	Bronze	Upto 500 GPM / 1900 LPM @ 100 PSI / 7kg/cm <sup>2</sup>
Skid	M.S.	

# Water Based Sprinkler System Equipment

## 1 Water Spray Nozzles

### I Medium Velocity Nozzle



Product Code No.	Description	Threaded Inlet Connection	'K' Factor	Spray Angle In Degree	Material of Construction	Finish
SSE-SN-M-01	½" Size	BSP BSPT	24, 28, 31, 36, 41, 45,	60, 75, 80, 90, 100, 110,	Forged Bass	Natural Chrome plated
SSE-SN-M-02	¾" Size	NPT	66, 71, 76, 81, 86, 91	120, 140, 180		

### II High Velocity Nozzle



Product Code No.	Description	Threaded Inlet Connection	'K' Factor	Spray Angle In Degree	Material of Construction	Finish
SSE-SN-M-01	½" Size	BSP BSPT	18 25	75 80	Brass S.S 304	Natural Chrome plated
SSE-SN-M-02	¾" Size	NPT	32 47	85 90		

## 2 Automatic Sprinklers



- UL listed
- Made out of bronze
- Maximum working pressure 175 PSI / 12.3 kg/cm<sup>2</sup>

### I Pendent Type



Response Type	Orientation	SIN No.	K Factor	Make	End Connection	Temperature Rating	Approval	Finish
Standard	Pendant	NISRP02/ NIO52	5.6(80)	<b>NEWAGE</b>	½" NPT or ½" PT	68°C/79°C	UL Listed	Chrome Finish
Quick	Pendant	NIQRP02/ NIO62	5.6(80)	<b>NEWAGE</b>	½" NPT or ½" PT	68°C/79°C	UL Listed	Chrome Finish



# Water Based Sprinkler System Equipment

## II Upright Type



- UL Listed
- Made out of Bronze
- Maximum working pressure 175 PSI / 11.6 kg/m<sup>2</sup>

Response Type	Orientation	SIN No.	K Factor	Make	End Connection	Temperature Rating	Approval	Finish
Standard	Upright	NISRU02/ NI032	5.6(80)	<b>NEWAGE</b>	1/2" NPT or 1/2" PT	68°C/79°C	ULlisted	Chrome finish
Quick	Upright	NIQRU02/ NI042	5.6(80)	<b>NEWAGE</b>	1/2" NPT or 1/2" PT	68°C/79°C	UL listed	Chrome finish

## III Side Wall Mounted Type



- UL Listed
- Made out of Bronze
- Maximum working pressure 175 PSI / 11.6 kg/m<sup>2</sup>

Response Type	Orientation	SIN No.	K Factor	Make	End Connection	Temperature Rating	Approval	Finish
Standard	Horizontal Sidewall	NI012	5.6(80)	<b>NEWAGE</b>	1/2" NPT or 1/2" PT	68°C/79°C	UL listed	Chrome finish
Quick	Horizontal Sidewall	NI022	5.6(80)	<b>NEWAGE</b>	1/2" NPT or 1/2" PT	68°C/79°C	UL listed	Chrome finish

## IV Concealed Sprinklers



- Discharge rate : 22 GPM
- Max. working pressure : 175 PSI / 11.6 kg/cm<sup>2</sup>
- Nominal temp. : 68° and cover plate 57°
- Hole dia required in ceiling : 60 to 70 mm
- Fusible metal : Tin alloy about 60%

Response Type	Orientation	SIN No.	K Factor	Make	End Connection	Temperature Rating	Approval	Finish
Standard	Concealed	NI072	5.6(80)	<b>NEWAGE</b>	1/2" NPT or 1/2" PT	68°C/79°C	UL listed	Chrome finish
Quick	Concealed	NI082	5.6(80)	<b>NEWAGE</b>	1/2" NPT or 1/2" PT	68°C/79°C	UL listed	Chrome finish

Note : a) 57°C/93°C - Standard response Pendant / Upright SIN No.- NI 032 / NI052 respectively  
 b) 57°C/93°C - Quick response Pendant / Upright SIN No.- NI042 / NI062 respectively  
 c) Maximum working pressure for above sprinkler - 175 PSI & Hydrotest pressure is 1.5 times of max. working pressure  
 d) Min. coverage area for above sprinkler is 9 Sq.mtr and max. coverage area upto 12 Sq.mtr



# Water Based Sprinkler System Equipment



## Sprinkler Flexible Hoses

### Unbraided Flexible Sprinkler Hose



Model	Rated Working Pressure, PSI	Outlet, inch	K-factor	Assembly Length, ft (mm)	Max. no. of 90° bends	Min. Bend Radius, inch	Eq. Length of 1" Sc. 40 Steel Pipe (C=120), ft
NFAP25-07	200	1/2"	5.6(80)	2.3 (700)	1	5	26
NFAP25-10	200	1/2"	5.6(80)	3.3 (1000)	1	5	36
NFAP25-12	200	1/2"	5.6(80)	3.9 (1200)	3	5	67
NFAP25-15	200	1/2"	5.6(80)	4.9 (1500)	3	5	84
NFAP25-18	200	1/2"	5.6(80)	5.9 (1800)	3	5	101

NFAP25-07	200	3/4"	8.0(115)	2.3 (700)	1	5	32
NFAP25-10	200	3/4"	8.0(115)	3.3 (1000)	1	5	42
NFAP25-12	200	3/4"	8.0(115)	3.9 (1200)	3	5	73
NFAP25-15	200	3/4"	8.0(115)	4.9 (1500)	3	5	77
NFAP25-18	200	3/4"	8.0(115)	5.9 (1800)	3	5	105

Model	Rated Working Pressure, PSI	Outlet, inch	K-factor	Assembly Length, ft (mm)	Max. no. of 90° bends	Min. Bend Radius, inch	Eq. Length of 1" Sc. 40 Steel Pipe (C=120), ft
NI25UB-700	175	1/2"	5.6(80)	2.3 (700)	1	4	24
NI25UB-1000	175	1/2"	5.6(80)	3.3 (1000)	2	4	44
NI25UB-1200	175	1/2"	5.6(80)	3.9 (1200)	2	4	49
NI25UB-1500	175	1/2"	5.6(80)	4.9 (1500)	2	4	59
NI25UB-1800	175	1/2"	5.6(80)	5.9 (1800)	3	4	84

NI25UB-700	175	3/4"	8.0(115)	2.3 (700)	1	4	30
NI25UB-1000	175	3/4"	8.0(115)	3.3 (1000)	2	4	48
NI25UB-1200	175	3/4"	8.0(115)	3.9 (1200)	2	4	55
NI25UB-1500	175	3/4"	8.0(115)	4.9 (1500)	2	4	64
NI25UB-1800	175	3/4"	8.0(115)	5.9 (1800)	3	4	86



# Water Based Sprinkler System Equipment

## II Braided Flexible Sprinkler Hose



Model	Rated Working Pressure, PSI	Outlet, inch	K-factor	Assembly Length, ft (mm)	Max. no. of 90° bends		Min. Bend Radius, inch		Eq. Length of 1" Sc. 40 Steel Pipe (C=120), ft	
					UL	FM	UL	FM	UL	FM
NI27-SB-700	200	1/2"	5.6(80)	2.3 (700)	1	1	5	11.8	26	33.0
NI27-SB-1000	200	1/2"	5.6(80)	3.3 (1000)	1	2	5	11.8	36	43.6
NI27-SB-1200	200	1/2"	5.6(80)	3.9 (1200)	3	3	5	11.8	67	55.9
NI27-SB-1500	200	1/2"	5.6(80)	4.9 (1500)	3	4	5	11.8	84	67.5
NI27-SB-1800	200	1/2"	5.6(80)	5.9 (1800)	3	4	5	11.8	101	78.8

NI27-SB-700	200	3/4"	8.0(115)	2.3 (700)	1	1	5	11.8	32	28.3
NI27-SB-1000	200	3/4"	8.0(115)	3.3 (1000)	1	2	5	11.8	42	48.1
NI27-SB-1200	200	3/4"	8.0(115)	3.9 (1200)	3	3	5	11.8	73	86.8
NI27-SB-1500	200	3/4"	8.0(115)	4.9 (1500)	3	4	5	11.8	77	111.0
NI27-SB-1800	200	3/4"	8.0(115)	5.9 (1800)	3	4	5	11.8	105	120.8

Model	Rated Working Pressure, PSI	Outlet, inch	K-factor	Assembly Length, ft (mm)	Max. no. of 90° bends		Min. Bend Radius, inch		Eq. Length of 1" Sc. 40 Steel Pipe (C=120), ft	
					UL	FM	UL	FM	UL	FM
NI25B-07	175	1/2"	5.6(80)	2.3 (700)	1	1	7.5	10	12	26.4
NI25B-10	175	1/2"	5.6(80)	3.3 (1000)	1	1	7.5	10	42	34.1
NI25B-12	175	1/2"	5.6(80)	3.9 (1200)	3	2	7.5	10	53	46.8
NI25B-15	175	1/2"	5.6(80)	4.9 (1500)	3	3	7.5	10	68	61.4
NI25B-18	175	1/2"	5.6(80)	5.9 (1800)	3	4	7.5	10	94	76.1

NI25B-07	175	3/4"	8.0(115)	2.3 (700)	1	1	7.5	10	21	19.4
NI25B-10	175	3/4"	8.0(115)	3.3 (1000)	1	1	7.5	10	47	28.4
NI25B-12	175	3/4"	8.0(115)	3.9 (1200)	3	2	7.5	10	49	39.5
NI25B-15	175	3/4"	8.0(115)	4.9 (1500)	3	3	7.5	10	73	54.8
NI25B-18	175	3/4"	8.0(115)	5.9 (1800)	3	4	7.5	10	99	70.1

# Water Based Sprinkler System Equipment

4

## Alarm Valve



- UL listed
- Made from Cast Iron
- Rated pressure 175 PSI / 11.6 kg/cm<sup>2</sup>
- Test pressure 350 PSI / 23.2 kg/cm<sup>2</sup>

Product Code No.	Description
SSE-AV-01	4" Flanged connection vertical installed
SSE-AV-02	6" Flanged connection vertical installed

5

## Butterfly Valve



### Specifications

- Type : Wafer / Grooved end
- Size : 2 1/2", 3", 4", 6" & 8"
- Working Pressure : 175 PSI / 12.25 kg/m<sup>2</sup> & 300 PSI / 21 kg/m<sup>2</sup>
- Hydro test Pressure: 350 PSI / 24.5 kg/m<sup>2</sup> & 600 PSI / 42 kg/m<sup>2</sup>

**Factory installed UL approved tampered switch for indoor and outdoor use.**

### Materials

- Body : Ductile Iron, Nylon-11 coated with EPDM gasket
- Disc : Ductile Iron, EPDM encapsulated
- Stem : Stainless steel, hardened and tempered
- Housing : Ductile Iron (ASTM A-536)
- Hand wheel : Ductile Iron (ASTM A-536)



# Firefighting Pump

1

## Portable Fire fighting Pump

### I Low Discharge Pump



- IS 942
- Diesel engine operated pump
- Diesel engine : 1080CC single cylinder, air cool, 7.2 HP
- Pump : Single stage centrifugal, high tensile aluminium alloy
- Inlet : 3" Male round threads
- Outlets : 2 ½" female instantaneous
- Priming : Exhaust priming system
- Starting : Battery started
- Output : 545 LPM @ 2.5 Kg/cm<sup>2</sup>  
305 LPM @ 3.5 Kg/cm<sup>2</sup>  
275 LPM @ 4.0 Kg/cm<sup>2</sup>

### II High Discharge Pump - Mfd. By M/s. Tohatsu Corp., Japan

Model : VC82ASE



Model : VF 53AS



Model : V20D2S



Specifications	VC82ASE	VF53AS	V20D2S
Product code	FP-HP-HD-01	FP-HP-HD-02	FP-HP-HD-03
Engine	2 Stroke water cooled gasoline engine	4 Stroke water cooled gasoline engine	2 Stroke air cooled gasoline engine
Pump	Single suction Single stage	Single suction Single stage	Single suction Single stage
Inlet	4" Male round thread	3" Male round thread	3" Male round thread
Outlet	2Nos. 2½" female instantaneous as per IS 903 / BS 336	2Nos. 2½" female instantaneous as per IS 903 / BS 336	1No. 2½" female instantaneous as per IS 903 / BS 336
Starting	Electric & recoil start	Electric & recoil start	Electric & recoil start
Priming	Rotary-vane vacuum pump-oilless type	Rotary-vane vacuum pump-oilless type	Rotary-vane vacuum pump-oilless type
Max outlet pressure	145 PSI/10 kg/cm <sup>2</sup>	145 PSI/10 kg/cm <sup>2</sup>	115 PSI/8 kg/cm <sup>2</sup>
Control panel	Centralised control panel for controlling pump	Centralised control panel for controlling pump	Centralised control panel for controlling pump
Performance at 3m suction height	2050 LPM @ 6 kg/cm <sup>2</sup> 1800 LPM @ 8 kg/cm <sup>2</sup> 1500 LPM @ 10 kg/cm <sup>2</sup>	1200 LPM @ 6 kg/cm <sup>2</sup> 950 LPM @ 8 kg/cm <sup>2</sup> 700 LPM @ 10 kg/cm <sup>2</sup>	650 LPM @ 5 kg/cm <sup>2</sup> 400 LPM @ 7 kg/cm <sup>2</sup>

## 2 Aqua Float - The Floating Pump

### Model A



### Model B



### Model C



- Light weight and portable
- Can be operated by a single person
- Uses : 1. Fire fighting 2. Dewatering 3. Rescue Operation 4. Marine applications 5. Pool maintenance 6. Irrigation

Specifications	Model A	Model B	Model C
Engine	2 Stroke air cooled gasoline engine	4 Stroke air cooled gasoline engine	4Stroke air cooled gasoline engine
Pump	Single stage self priming	Single stage self priming	Single stage self priming
Outlet	2½" Female instantaneous as per IS 903 / BS 336	2½" Female instantaneous as per IS 903 / BS 336	2½" Female instantaneous as per IS 903 / BS 336
Max. outlet pressure	100 PSI / 7 kg/cm <sup>2</sup>	45 PSI / 3 kg/cm <sup>2</sup>	38 PSI / 2.5 kg/cm <sup>2</sup>
Max. flow	140 GPM / 530 LPM	95 LPM / 360 LPM	310 GPM / 1180 LPM
Weight	20 kgs	29.5 kgs	26 kgs
Float	Polyethylene filled with PU foam	Polyethylene filled with PU foam	Polyethylene filled with PU foam

## 3 Turbo Pump



- It is a water turbine driven centrifugal pump
- Mixing of clean drive water with pump medium does not take place
- Turbine inlet and outlet : 2½" male and female Instantaneous as per BS 336 / IS 903
- Pump outlet : 2 1/2" female instantaneous as per BS 336 / IS 903
- Feed water flow : 225 GPM / 900 LPM @ 100 PSI / 7 kg/cm<sup>2</sup>
- Flood water flow : 350 GPM / 1325 LPM at 6 meter head  
185 GPM / 700 LPM at 15 meter head
- Strainer made of Brass / S.S

Product Code No.	Material of Construction
FP-TP-01	Gunmetal
FP-TP-02	Aluminum alloy



# Firefighting Pump

## 4 Dewatering Pump

### I Ejector Pump



- Material of construction : Aluminium alloy
- Working pressure : Max- 145 PSI / 10 kg/cm<sup>2</sup>  
Min-72PSI/5kg/cm<sup>2</sup>
- Feed water inlet : 2½" Instantaneous as per BS 336 / IS 903
- Suction inlet : 4" Round male thread
- Suction outlet : 4" Round male thread
- Max. suction depth : 10 meters

Product Code No.	Performance
FP-EP-01	170 GPM / 645 LPM @ 100 PSI / 7 kg/cm <sup>2</sup>
FP-EP-02	150 GPM / 570 LPM @ 100 PSI / 7 kg/cm <sup>2</sup>

### II Adjustable Ejector Pump



- The adjustability features, make it possible to vary the angle of throw of water for effective operation
- Material of construction : Aluminium alloy
- Working Pressure : Max- 10 bar , Min-5 bar
- Suction Inlet : 2 1/2" male instantaneous as per BS 336 / IS 903
- Suction Outlet : 2 1/2" female instantaneous as per BS 336 / IS 903

Product Code No.	Feed Water Flow	Floodwater Flow
FP-AEP-01	66 GPM / 250 LPM @ 100 PSI / 6 kg/cm <sup>2</sup>	140 GPM @ 6 Meterhead

## 5 Portable Water Mist System



- It uses atomised water in dense mist form for fire extinguishing
- Suitable for both class A and class B fires
- Rapid attack pistol with triplex attachment for jet, spray and foam
- Non conductive, safe on electrical equipment and computers
- Non-corrosive, Non-irritant, Non-toxic and Bio-degradable
- Minimal maintenance
- Pressure upto 250 bar
- Flow upto 50 LPM
- Model : FP 100
- Engine : 13 HP, 4 stroke, petrol engine
- Pump : Triplex plunger pump,  
26 LPM @ 120 bar, 1450 rpm
- Tank capacity : water : 100 liters, foam : 30 liters
- Hosereel : 30 meters of high pressure hose
- Range in still air condition : Solid stream 12-15 mts, foam 12-15 mts,  
water mist- 6-8 mts
- Optional : 55 watt floodlight

## 1

### Warning Appliances

#### I Hand Operated Siren



- IS 6026
- Cradle mounted
- Made from Aluminium alloy
- Range : 1.6 Km

**Product Code No.**

MIS-WA-02

#### II Electric Operated Siren



- Available in horizontal and vertical mounted
- Made from Aluminium alloy
- 12VDC or 24VDC or 200 V or 440VAC operated
- Audible range in KM is 0.10 to 16

**Product Code No.**

MIS-WA-03

#### III Flame Proof & Weather Proof Megaphone



- Certified by PESO for use in Zone-1 & Zone-2 hazardous area and gas group IIA, IIB & IIC.
- Bearing IS/IEC 60079-0:2007, IS/IEC 60079-1:2007, IS/IEC 60079-11:2006, IS/IEC 60529:2001 mark
- Suitable for use in hazardous industrial environment
- The microphone attached to the megaphone is equipped with a talkswitch and volume control that offer easy operation
- Audible range of 1km in still air and 500m in noisy areas
- Suitable for use in indoor & outdoor areas
- Strong metallic body with rubber edge protector
- Built in switchable siren function
- Strong shoulder strap for easy carrying of the megaphone
- Power source : Battery pack
- Dimensions (W X H X L) : 271 x 313 x 418 mm.
- Weight : 4.8 kg approx.



# Miscellaneous

## 2

### Smoke Extractor Fan

#### A) Water Turbine Driven



- Water turbine driven smoke extractor fan
- Corrosion resistant stainless steel construction
- Light weight, portable
- Inlet and outlet are 2 1/2" instantaneous
- meter long P.V.C. collapsible ducting for carrying smoke

Product Code No.	Performance
MIS-SEF-01	Smoke Extraction 55 m <sup>3</sup> / min at 100 PSI / 7 kg/cm <sup>2</sup> Water inlet pressure

#### B) Petrol Engine Driven



- Petrol engine driven smoke extractor fan
- Mild steel construction
- Light weight, portable
- Accessories
  - Φ 300 mm x 7.5 m PVC flame retardent collapsible suction hose
  - Φ 300 mm x 20 m PVC flame retardent flat delivery hose

Product Code No.	Performance
MIS-SEF-02	Smoke extraction 60 m <sup>3</sup> / min

#### C) Electric Motor Driven




- Flameproof motor driven smoke extractor fan
- Corrosion resistant Aluminium alloy construction
- Light weight, portable
- Accessories
  - Φ 300 mm x 5 m PVC flame retardant collapsible suction hose
  - Φ 300 mm x 5 m PVC flame retardant flat delivery hose

Product Code No.	Performance
MIS-SEF-03	Smoke extraction 15 m <sup>3</sup> / min



# Miscellaneous

## 3 Smoke Generator For Training Purpose



- Compact, portable, high performance and reliable smoke machine
- Capable of producing a large volume of dense smoke
- Smoke produced is white, non toxic, non flammable
- Running time 30 minutes
- Warmup time 15 minutes

Product Code No.	Performance
MIS-SG-01	Smoke output 20 M <sup>3</sup> /min

## 4 Hose Washing Machine



- Aluminium alloy construction
- Inlet - 2½ inst.
- Washes hoses with coupling
- Operating pressure - 100PSI / 7kg/cm<sup>2</sup>

## 5 Hose Binding Machine



- Compatible for binding fire hoses with delivery hose couplings and suction hose couplings
- Drive: 440V, 3 phase electric generator motor
- Rugged construction
- Easy to maintain
- Accessories: Complete set of 1½" & 2½" instantaneous adaptors and 3" & 4" suction adaptors







## TRIBUTE TO FIREMEN

*Firefighters never die.  
They just burn forever  
in the hearts of the people  
whose lives and property  
they have saved.*



